


# ★ ★ Let's make a: **SEED VIEWER!**

## **Experiment:**

What really happens when seeds start to grow? In this experiment we will observe **germination**.

## **What you will need:**

- Clear plastic cups
- Paper Towels
- Construction Paper
- Bean seeds
- Water



## **Instructions:**

1. Place a piece of construction paper lining the inside of a cup around the edge.
2. Crumple paper towels and place them in the middle of the cup, inside the circle made by the construction paper.
3. Place 3-4 beans in between the construction paper, and the edge of the cup
4. Gently water the paper towels
5. Place cup by a window indoors, and continue to water as necessary to keep the paper towel damp
6. Observe as the beans start to root in 2-3 days.
7. Note: beans cannot reach full maturity inside the cup.

# Let's make a: SEED VIEWER!

## Experiment:

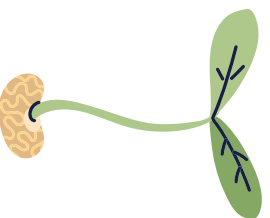
What really happens when seeds start to grow? In this experiment we will observe **germination**.

## What you will need:

- Clear plastic cups
- Paper Towels
- Construction Paper
- Bean seeds
- Water

## Instructions:

1. Place a piece of construction paper lining the inside of a cup around the edge.
2. Crumple paper towels and place them in the middle of the cup, inside the circle made by the construction paper.
3. Place 3-4 beans in between the construction paper, and the edge of the cup
4. Gently water the paper towels
5. Place cup by a window indoors, and continue to water as necessary to keep the paper towel damp
6. Observe as the beans start to root in 2-3 days.
7. Note: beans cannot reach full maturity inside the cup.



Rural Revitalization Corporation  
618 North Barry Street, Olean, NY 14760  
rrcorp.org



# Let's make a: SEED VIEWER!

## Experiment:

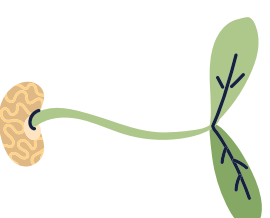
What really happens when seeds start to grow? In this experiment we will observe **germination**.

## What you will need:

- Clear plastic cups
- Paper Towels
- Construction Paper
- Bean seeds
- Water

## Instructions:

1. Place a piece of construction paper lining the inside of a cup around the edge.
2. Crumple paper towels and place them in the middle of the cup, inside the circle made by the construction paper.
3. Place 3-4 beans in between the construction paper, and the edge of the cup
4. Gently water the paper towels
5. Place cup by a window indoors, and continue to water as necessary to keep the paper towel damp
6. Observe as the beans start to root in 2-3 days.
7. Note: beans cannot reach full maturity inside the cup.



Rural Revitalization Corporation  
618 North Barry Street, Olean, NY 14760  
rrcorp.org

